




Canvassing - MiniVAN User's Guide

Thank you for canvassing on behalf of Joe, Kamala, and Democrats up and down the ballot! Your work helps us contact voters about supporting our candidates and provides our supporters with the information they need to make a plan to vote. Use this to guide you through using MiniVAN as you complete your canvass shift.

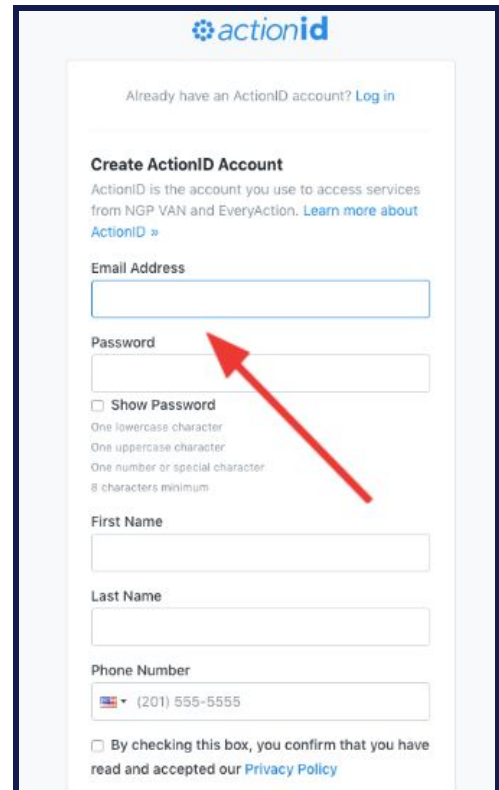
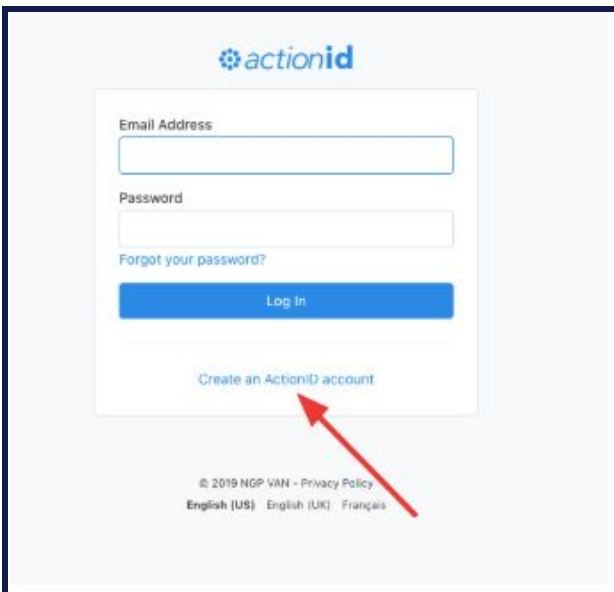
Downloading and Setting Up MiniVAN

- 1. Download the App on your phone:** The first step in preparing to canvass with MiniVAN is to download the app. Go to the iTunes or Google Play Store to search for and download MiniVAN.



- 2. Login/ Set Up Your Account:** If you already have an actionid use it to log in. If you do not you will need to create an account to access MiniVAN. To create an account click Create an actionid account. If you forget your password you can reset it by tapping "Forgot your password?"

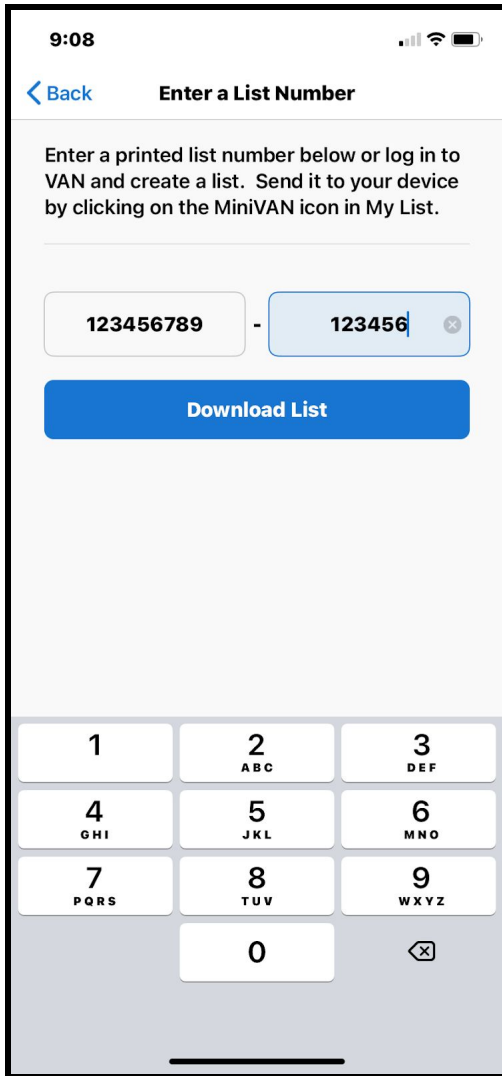
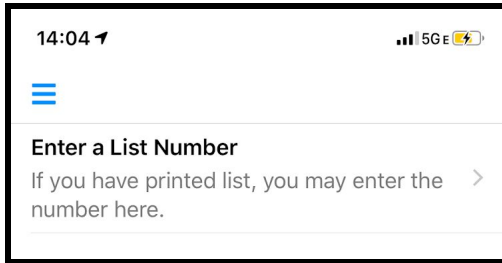
- 3. Create your Account:** To create your account fill out the requested fields.



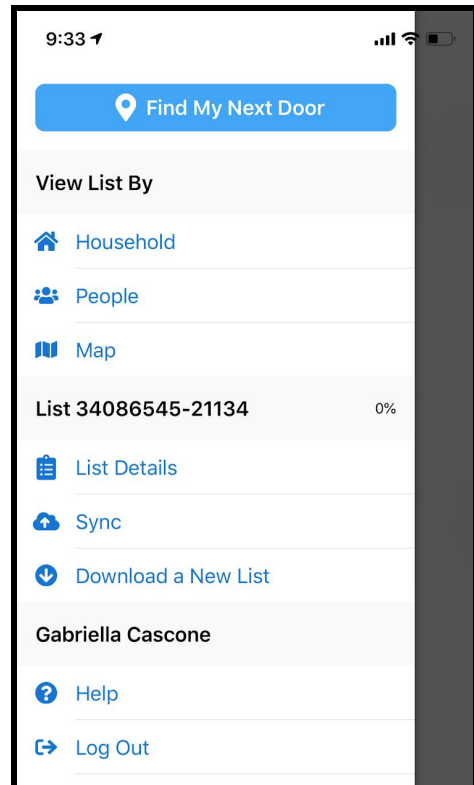
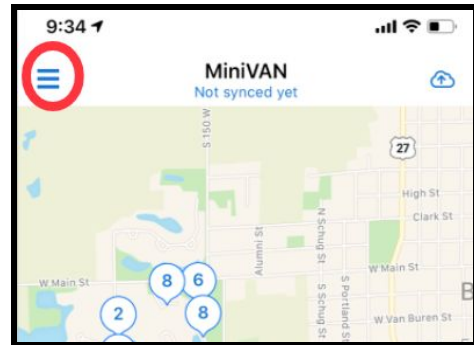
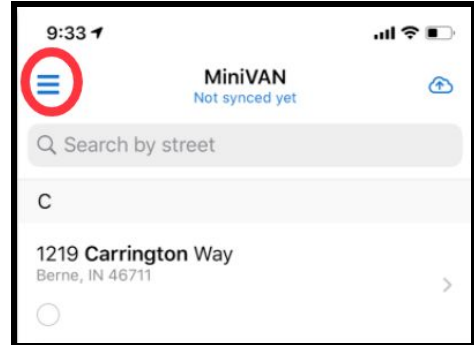
Canvassing - MiniVAN User's Guide

Getting Started

1. Get your list: Enter the provided list number and download the list. Use a new list number each time you canvass. Don't forget the dash in your list number and enter it accurately.



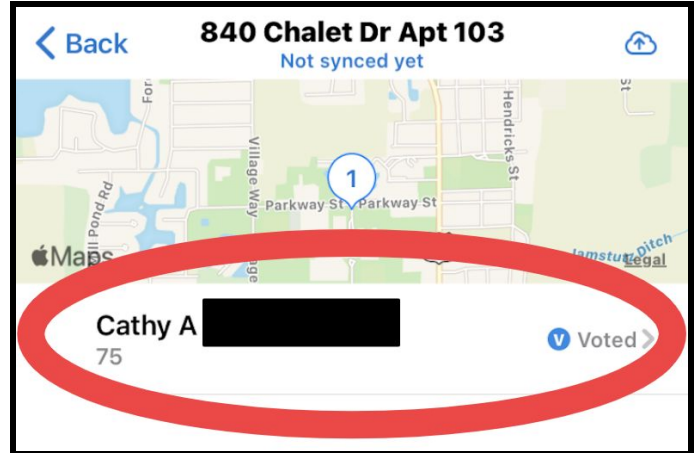
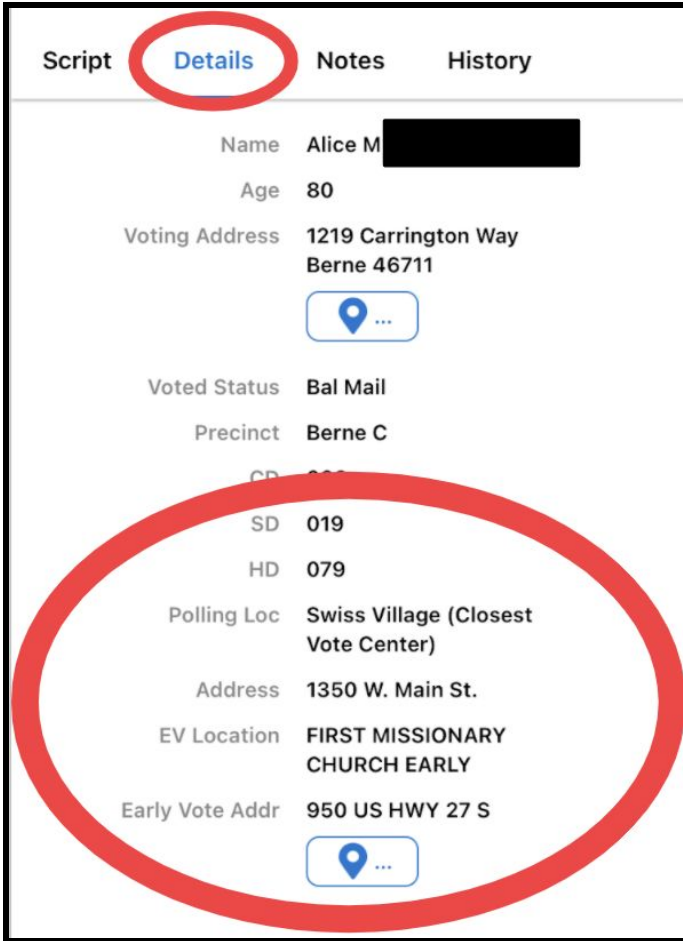
2. Switching views: After downloading the list, you will see a list of addresses. Click the three lines on the top left to switch between the list and map view.



Canvassing - MiniVAN User's Guide

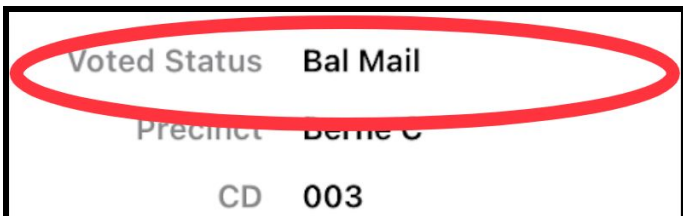
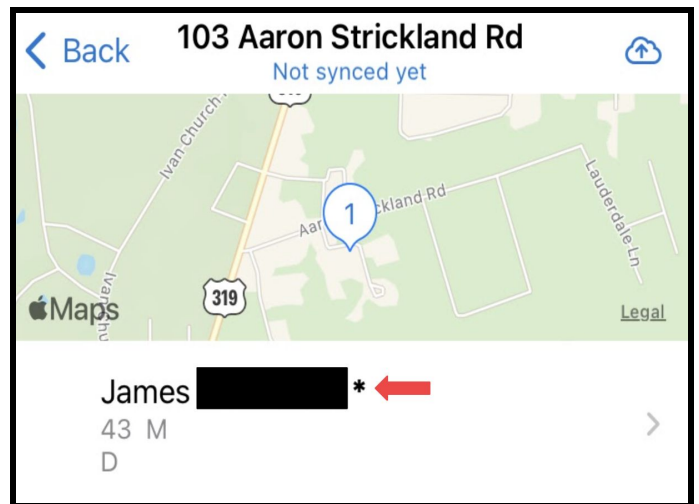
3. Voter details: Under 'details' in the voter's profile, you will see their Early Voting and Election Day polling locations and their voting status.

You will also see that a blue "V" next to "Voted" will show up next to the voter's name if the voter has already cast their ballot.



Finally as shown below, there will be an asterisk next to a voter's name if someone in the household is over the age of 75. In that instance, you will just leave literature for that household and not knock on the door.

Next to "Voted Status," if the voter has requested and been mailed their ballot, it will be noted as "Bal Mail." You will make a plan with them to return their ballot as early as they can and walk them through each of the steps to doing so successfully.



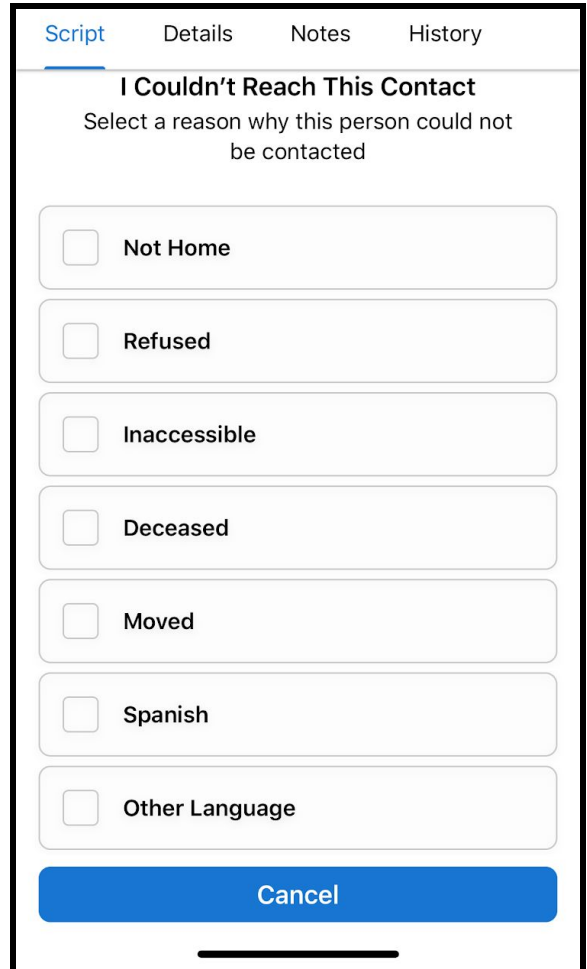
Canvassing - MiniVAN User's Guide

Having a Conversation

- 1. Go to contact's page:** Select the voter you will be talking to and you will see the script you will be using.



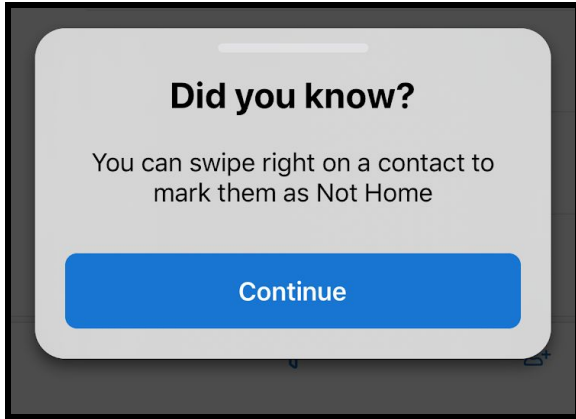
- 2. Can't reach the voter:** Select, "I Couldn't Reach This Contact" if you do not have a conversation with the voter and choose the reason why.



On an iPhone, you can swipe right on a voter's name from the list view to mark them as "Not Home."



Canvassing - MiniVAN User's Guide



3. Can reach the voter: If you do speak to the contact, follow the script and record the voter's response to each question. The questions on your script may differ from the example below, but tap the appropriate box and a checkmark will appear next to the option you marked.

Script Details Notes History

Will you support Joe Biden for President in 2020?

1 - Strong Support

2 - Lean Support

3 - Undecided

4 - Lean Against

5 - Strong Against

6 - Support Other

7 - Not Voting

[If Supporting Joe]
The best way to ensure a Biden victory is to



Canvassing - MiniVAN User's Guide

How will this voter be participating in the election?

Will Request Ballot

Will Return Ballot

Req'd / Rec'd Ballot

Returned Ballot

Voting In Person

Voting Early

using this part of the script shown below.

Have you had a chance to return your ballot yet?

Not Requested

Requested Ballot

Received Ballot

Returned Ballot

Received, Needs Help

Lost Ballot


Ballot Never Receive

If a voter has requested and been mailed a ballot, you will mark the results of that conversation

Finishing Your Shift

1. Check your progress: Select "List Details" to check your progress.

2. Sync your data: When you're done canvassing tap on the cloud on the top right corner of the app to send your results to our database - VAN.





Canvassing - MiniVAN User's Guide

Close List 34086545-21134

PROGRESS 12/29 Doors

41%

LIST STATISTICS

- Door Count **29 Doors**
- People Count **37 People**
- Exported On **October 5, 2020**
- Expires On **January 2, 2021**

CONTACTS	14 Attempts	12 Doors
Canvassed	4	29%
Not Home	9	64%
Refused	1	7%
Inaccessible	0	0%
Deceased	0	0%
Moved	0	0%

11:58

All canvass data has been synced

Reminders

- ❑ Complete your full list. There are a lot of voters we need to talk to between now and Election Day.
- ❑ Tag **every** interaction and conversation with the relevant tag.
- ❑ If you do not know the answer to a question, that's ok. For policy questions, refer the voter to our candidates' websites and the literature. For questions on voting that you don't know, refer the voter to **iwillvote.com**.
- ❑ Wear a button, t-shirt or sticker to show your support for Joe, Kamala, and Democrats up and down the ballot.
- ❑ Come prepared with a fully charged phone and portable charger if accessible to you.
- ❑ Always wear your mask and maintain 6 feet at all times from voters. Do not shake hands or touch voters.
- ❑ Have fun!